



LAGOON
NEO


REFIT BY LAGOON

Lagoon 620 NEO



This Lagoon 620 NEO is more than just a classic pre-owned boat - it has been **comprehensively modernised** and taken to a new level of quality as part of the official Lagoon NEO Refit Programme. The refit is carried out directly by Lagoon and combines a **technical overhaul**, **visual refreshment** and targeted **upgrades** to current standards.

The refit will leave the yacht in near mint condition, ideal for owners looking for a spacious, high performance Lagoon with the **latest technology** and contemporary design. Whether for long **private cruising**, high **quality chartering** or comfortable living with family and crew, the Lagoon 620 NEO is ready for her next adventure - rethought, redesigned



1.750.000€ excl. VAT.



2012 Refit 2025



2 Year Builders Warranty

Lagoon NEO



What is Lagoon NEO?

- **Official Lagoon refit programme** - carried out by the Lagoon shipyard
- Developed to bring used Lagoon yachts technically and visually up to **new-build standard**
- Ideal for buyers who value **quality, sustainability** and a **shipyard warranty**

What makes Lagoon NEO special?

- **Comprehensive refit**: technology, electrics, rigging, interior, comfort & safety - all checked and modernised
- Certified & guaranteed With Lagoon shipyard certificate and **2 year warranty** on key components
- **Sustainable Thinking**: component re-use, resource efficient processes
- Yacht is delivered fully operational





Technical specifications

Year	2012 (Refit in 2025)
Length	18,90 m
Beam	10,00 m
Draft	1,55 m
Light displacement	31 t
Engine	Yanmar 4LV150
Engine power	2 x 150 PS
Engine hours	New engines
Cabins	4 + 1 crew cabin in bow
Heads	4
Fuel capacity	1300 l
Freshwater capacity	960 l
CE-Certification	A:14 / B:14 / C:16 / D:40



2 years warranty

From the shipyard on key
components



Layout



4 cabins - 4 heads + 1 crew cabin in the bow

Rigg & Sails (1/2)

- Squared top, full battened, hydranet Mainsail - **NEW**
- Furling Hydranet Genoa - **NEW**
- Furling Hydranet Staysail - **NEW**
- White painted aluminium mast
- White painted carbon canoe boom
- 2 spreaders stages rig
- Coated shrouds - **NEW**
- Electric furling forestay for genoa - **NEW**
- Electric furling stay for staysail - **NEW**
- Ajustable lazy-jacks - **NEW**
- Mainsail halyard
- Genoa halyard
- Staysail halyard



Rigg & Sails (2/2)

- Mainsheet
- 2 genoa sheets
- 2 staysail sheets
- 3 reefing lines
- Mainsail sheet led back to winches via boom
- Boom uphaul
- 4 electrical winches Harken® 80.2
- Footblocks & clutches for halyards, reefing lines and sheets
- Genoa car on port and starboard
- White painted aluminium crossbeam with fixing point for the genoa forestay - **NEW**
- Composite longitudinal Frontbeam with integrated chain run, anchor spade 55kg (**NEW**) and mooring cleat



Deck equipment (1/3)

- Polyester and high quality anti-osmotic resin
- Hull, deck and coachroof laminated by infusion
- Balsa core hull and deck, solid laminated under waterline
- Laminated or glued plywood composite bulkheads
- Awlgrip Stars & Stripes Blue painted hulls - **NEW**
- White gelcoat deck and roof with non-skid areas - **NEW**
- Iroko deck on main deck - **NEW**
- Teak deck on flybridge
- 2 suspended rudder blades
- Hydraulic steering transmission
- Emergency tiller
- 10 mooring cleats



Deck equipment (2/3)

- Lewmar® 2000W / 24V electrical windlass with vertical axis, chain 14 mm - **NEW**
- 2 diesel engines Yanmar® 4LV150 150CV - **NEW**
- Foldable 4-blade Flexofold® propellers - **NEW**
- Sea water filter
- Electrical engine throttles at the 2 helm stations
- Engine compartment ventilation: 24V electrical extraction in the aft transom - **NEW**
- 1 hydraulic Max Power® bow thruster on starboard - **NEW**
- Hot/cold deck shower on port and starboard side
- S/S telescopic swim ladder with fixed handles on starboard side
- Hydraulic Tenderlift® platform - **NEW**
- Hydraulic Opacmare® gangway on starboard side
- Seating and lounging area on port and starboard sides
- Teak cockpit table top - **NEW**
- Cockpit flush-decked with saloon
- Iroko cockpit floor - **NEW**
- Self-draining cockpit with wooden grating
- Stairway access from cockpit on portside
- Double helm seat
- L-shaped seating area with storage lockers
- Sunbathing area forward of flybridge
- Steering wheel ø900mm
- Engine throttles and panel

Deck equipment (3/3)

- Console for screen and instrumentation
- Storage bag for halyards
- Sunbathing area
- Nylon netting - **NEW**
- Access through LEWMAR T70 deck hatches - **NEW**
- Grey non-slip floor
- LED lighting
- Pushpits: H850 mm / 2'9"
- Stanchions and pulpit: H700 mm / 2'4"
- Double S/S lifelines - **NEW**

Interior equipment (1/4)

- Construction in Alpi Blond Oak UV finish plywood
- Laminated floor Dark Oak in the cabins – equipped with **NEW** carpets
- Laminated floor Light Oak in the saloon and galley - **NEW**
- Upholstered plywood ceilings and linings
- L-shaped benches
- High and low wooden tables
- Console with navigation instruments - **NEW**
- High and low storage units and bottle rack
- New front cockpit windows
- Private access from the aft cockpit
- Double bed with lateral access (2,00 x 1,70 m / 6'7" x 5'7")
- Treated cellular foam mattress
- Bedside tables
- Under bed storage




LAGOON



Interior equipment (2/4)

- Storage units with shelves, drawers and wardrobe
- Desk with 1 stool
- T10 and T44 opening flush deck hatches - **NEW**
- Fixed hull window in PMMA with integrated opening portholes and roller blinds - **NEW**
- Private access from the Owner's cabin
- Corian® countertop
- Integrated sink with hot/cold mixer tap
- High and low-level storage units
- Separated shower with PMMA door
- Separate electric toilet with storage space
- Modular single beds (2,00 x 0,85 m / 6'7" x 2'9")
- Bedside table
- Private access to the dedicated head
- Double bed with lateral access (2,00 x 1,60 m / 6'7" x 5'3")



Interior equipment (3/4)

- Bedside shelves
- Under bed storage
- Storage units with shelves, drawers and wardrobe
- T44 and T10 opening flush deck hatches - **NEW**
- Fixed hull window in PMMA with integrated opening portholes and roller blind - **NEW**
- Private access to the dedicated head
- Corian® countertop
- Integrated sink with hot / cold mixer tap
- High and low-level storage units
- Separated shower with PMMA door
- Electrical toilet
- T10 or T44 opening flush deck hatch (depending on the head) - **NEW**
- Fixed hull window in PMMA - **NEW**
- Direct access from the aft cockpit




LAGOON



Interior equipment (4/4)

- Limestone Prima Corian® countertop - **NEW**
- Double stainless steel sink
- Hot/cold mixer tap - **NEW**
- Gas cooktop and oven - **NEW**
- Miele® Microwave oven - **NEW**
- Samsung® Fridge / Freezer 617L / 163 US gal 220V - **NEW**
- Miele® Dishwasher - **NEW**
- Siemens® Washer-Dryer - **NEW**
- 2x Bin caps 42L / 11 US gal - **NEW**
- High and low-level storage units




LAGOON



Electrical equipment (1/2)

- Fresh water tank: 960L with gauge at the chart table
- Fresh water circuit with 1 main water group 36L/mn - **NEW**
- 2 water heaters 60L / 12 US gal water heater - **NEW**
- UVOJI UV water disinfection for galley tap - **NEW**
- Watermaker : 1x BlueWater® 1850 (220V, 290 L/h) - **NEW**
- Grey water drainage cockpit and salon direct to the sea
- Shower and sink draining integrated into shower tray composite. Dedicated unitary pump.
- Black water holding tanks: 4 x 110L + 50L (forward peak)
- Tank drain by gravity or deck plate
- Electric toilet freshwater
- 1 manual bilge pump per hull
- 1 automatic pump per forward peak
- 1 automatic and electric bilge pump in each engine compartment
- Connection of the engine compartments and forepeaks to the main pump and sump
- Bilge pump management on general control panel
- Self-draining cockpit compliant with EC certification
- Seanapps® connectivity - Battery voltage and GPS position on mobile app - **NEW**
- Raymarine® Navigation Pack - **NEW**
- 2 engine starting batteries 50Ah (AGM) - **NEW**
- 1 generator starting battery 50Ah (AGM) - **NEW**
- 1 dedicated charger 25A
- 2 alternators 24V - 100A
- Battery shutoff switch in each engine compartment + 1 coupling
- 5 Victron® service batteries 200Ah (Lithium) - **NEW**
- 2 Dolphin® chargers 24V - 100A - **NEW**
- Battery shutoff switch in each engine compartment

Electrical equipment (2/2)

- 24V general distribution panel
- USB socket 24V included in the electrical panel and helm station
- Scheiber multiplexing with navicolor display and Yatch Management System via Raymarine
- Solara® Solar panels 8 x 115W - **NEW**
- Inverter 24/220V 50Hz 5000VA - **NEW**
- Onan® Generator set 19 kVA - **NEW**
- Sources selectors via Scheiber
- LED interior lighting and reading lights
- Lighting in engine compartment
- LED navigation lights
- Webasto® 77,000 BTU - **NEW**
- LCD TV screens in all cabins and salon - **NEW**
- Fusion® audio display in all cabins and salon - **NEW**



Before and after



Before and after



Before and after



Before and after



Why Choose a Lagoon Catamaran



Key Advantages

- Global market leader with over 7,000 catamarans built
- Backed by the financially strong Beneteau Group
- High resale value thanks to global brand recognition
- 230+ certified service partners worldwide
- Efficient spare parts service – globally available within days
- Premium service centers for maintenance, warranty and custom equipment
- Support at international events like the ARC transatlantic rally



Lagoon catamarans combine innovative design, outstanding comfort, and reliable performance. Whether for private cruising or charter use, Lagoon stands for quality, value, and ease of use - worldwide.

Why Choose a Lagoon Catamaran



Smart Sailing Experience

- All sailing maneuvers controlled from the helm
- Widely spaced engines for easy harbor handling
- Dual engine compartments for safety and redundancy
- Trampoline and central beam enhance stability and comfort



Lagoon means peace of mind, global support, and effortless sailing - in style.